

# Resistor

## ER6 - Wire Wound Fixed Resistor

ELECSOUND®


**Elecsound®** wire wound resistor is Good heat-durability, Low temperature coefficient, Low noise, High load power, Nonflammability

**Elecsound®** wire wound resistor is Operating ambient temperature: -55°C to +125°C

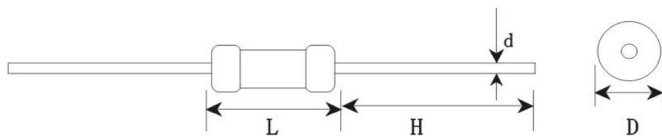
**Elecsound®** wire wound resistor is Coat with gray white and color ring for 0.5W to 6W, Upward 7W, coat with green color and lettering value

### Electrical Characteristics

Item	Performance Requirement	Test Methods
Temperature Coefficient	±50PPM, ±100PPM, ±300PPM	JIS5202-5.2
Short time Overload	$\Delta R \leq \pm(2\%R. +0.05R)$	JIS5202-5.5
Resistance to Soldering Heat	$\Delta R \leq \pm(1\%R. +0.05R)$	JIS5202-6.4
Solderability	The area of soldering is over 95%	JIS5202-6.5
Load Life in Humidity	$\Delta R \leq \pm(5\%R. +0.1R)$	JIS5202-7.9
Load Life	$\Delta R \leq \pm(5\%R. +0.1R)$	JIS5202-7.10
Non Flammability	No Visible Flame	SJ3272-4.2



### ER6-Wire Wound Fixed Resistor Inductive Type Diameter And Size (Unit: mm)



Part No.	Dimensions (mm)				Resistance Range (OHM)		Tolerance
	L±1.0	D±0.5	H±1	d±0.05	Min. Value	Max. Value	
ER6-1/2W	9.0	3.5	25.0	0.65	0.1R	510R	±1%, ±5%
ER6-1W	10.0	4.0	28.0	0.75	0.1R	1K	±1%, ±5%
ER6-2W	12.0	5.0	28.0	0.80	0.1R	2K	±1%, ±5%
ER6-3W	16.0	5.5	28.0	0.80	0.1R	5.1K	±1%, ±5%
ER6-5W	17.5	6.5	28.0	0.80	0.1R	5.1K	±1%, ±5%
ER6-6W	22.0	8.0	38.0	0.80	0.1R	3.3K	±1%, ±5%
ER6-7W	25.0	8.0	38.0	0.80	0.1R	3.3K	±1%, ±5%
ER6-8W	30.0	8.0	38.0	0.80	0.5R	3.3K	±1%, ±5%
ER6-10W	31.0	8.0	38.0	0.80	0.5R	3.3K	±1%, ±5%
ER6-12W	43.0	8.5	38.0	1.00	1R	3.3K	±1%, ±5%
ER6-15W	52.0	8.5	38.0	1.00	1R	3.3K	±1%, ±5%

Note: Special size, Resistance and Tolerance available

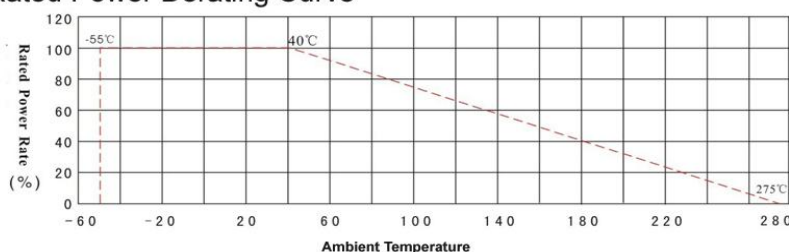
### ER6-Wire Wound Fixed Resistor NON Inductive Type Diameter And Size (Unit: mm)

Part No.	Dimensions (mm)				Resistance Range (OHM)		Tolerance
	L±1.0	D±0.5	H±1	d±0.05	Min. Value	Max. Value	
ER6-1/2W	9.0	3.5	25.0	0.65	0.05R	10R	±1%, ±5%
ER6-1W	10.0	4.0	28.0	0.75	0.05R	10R	±1%, ±5%
ER6-2W	12.0	5.0	28.0	0.80	0.05R	15R	±1%, ±5%
ER6-3W	16.0	5.5	28.0	0.80	0.05R	22R	±1%, ±5%
ER6-5W	17.5	6.5	28.0	0.80	0.05R	33R	±1%, ±5%
ER6-6W	22.0	8.0	38.0	0.80	0.05R	47R	±1%, ±5%
ER6-7W	25.0	8.0	38.0	0.80	0.05R	47R	±1%, ±5%
ER6-8W	30.0	8.0	38.0	0.80	0.05R	47R	±1%, ±5%
ER6-10W	31.0	8.0	38.0	0.80	0.05R	47R	±1%, ±5%
ER6-12W	43.0	8.5	38.0	1.00	0.5R	100R	±1%, ±5%
ER6-15W	52.0	8.5	38.0	1.00	0.5R	100R	±1%, ±5%

Note: Special size, Resistance and Tolerance available

### Power Rated Derating Curve

Rated Power Derating Curve



Surface Temperature Rise Curve

